

# Installation, Maintenance and Operating Instructions

## DESCRIPTION

Portable EMERGENCY EYEWASH Unit. Supplied with 106 litre Stainless Steel Tank, stay open full flow ball valve, activated by Stainless Steel push handle. The unit is also supplied with pressure guage, air filler, pressure relief valve, twin spray heads with flip off dust caps and drench hose.

## SPECIFICATIONS

EYE/FACE WASH	- Aerated, Stainless Steel
VALVE	- 12mm Stainless Steel
ACTIVATORS	- 304 Stainless Paddle Handle
TANK	- 304 Stainless Steel, 106 Litre

## FLOW DATA

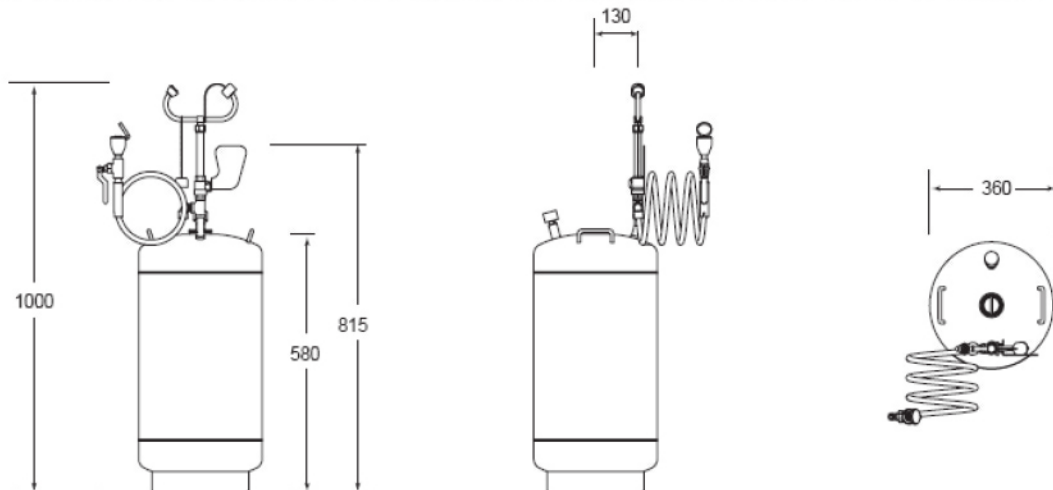
Eyewash FLOW RATE (LPM) :	12
Shower FLOW RATE (LPM) :	10

## INSTALLATION

After unpacking carton, ensure all components are present. Attach eyewash assembly. Fill unit with POTABLE WATER. Pressurise tank to 700 Kpa. Check for leaks.

## MAINTENANCE

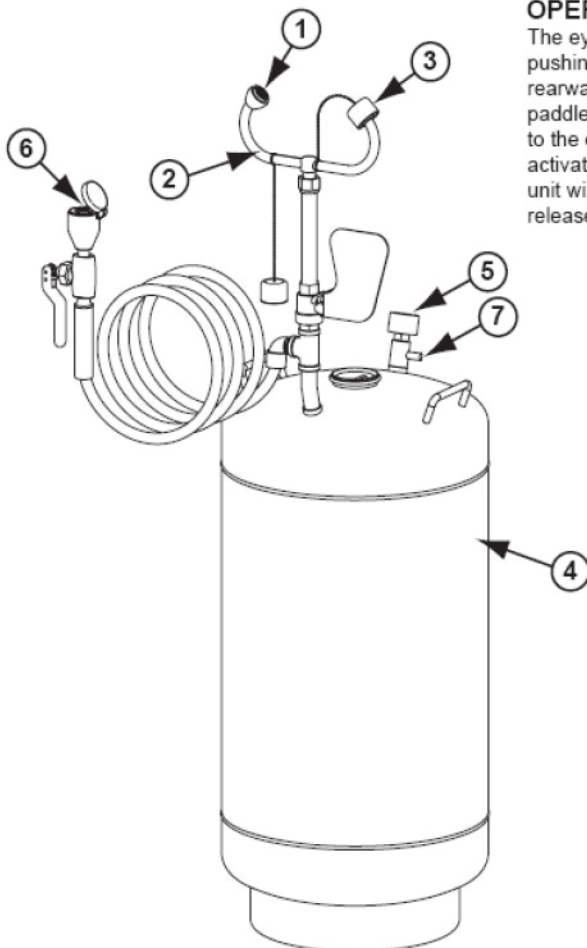
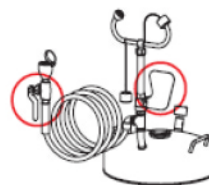
Maintenance should be carried out weekly and yearly as detailed in the schedule. Should you need to repair this unit, please reference the spare parts list for correct part numbers. Before any maintenance is done be sure the water supply is shut off.



**NOTE :** This unit should be filled with potable water, failure to do so could cause further injury.

## OPERATION

The eye/face wash is activated by pushing the lower paddle handle rearward. The unit will operate until the paddle handle is manually pulled forward to the off position. The drench hose is activated by squeezing the handle, the unit will operate until the handle is released.



## SPARE PARTS LIST

No.	DESCRIPTION	PART No.
1	Aerator Screen Assembly	G05 0384
2	Eyewash Assembly	SA 01003
3	Dust Cap Assembly	SA 01008
4	Stainless Steel Tank	SR 66035
5	Pressure Gauge	SR 66019
6	Drench Hose	SE 920
7	Tank Fill Valve	SR 66017

1		
Aerator Screen Assembly & Cap Part No - 05 1177 RCP		Aerator Screen Assembly Part No - G05 0384

## MAINTENANCE SCHEDULE

WEEKLY	<ul style="list-style-type: none"><li>- Check pressure level.</li><li>- If low pressure re pressurise unit.</li><li>- Check water level.</li><li>- Activate unit to ensure water is clean.</li></ul>
YEARLY	<ul style="list-style-type: none"><li>- Ensure unit complies with AS 4775-2007.</li></ul>

**WARNING :** Use only genuine Speakman parts when replacing or repairing components.



**SPEAKMAN®**  
SAFETY PRODUCTS

**SE 590A**  
Portable Aerated Eyewash & Drench Hose

**PWS**  
PREMIER WORKPLACE SOLUTIONS  
TRUSTED PEOPLE • RISK REDUCTION • INTELLIGENT OUTCOMES